

Toastmasters/Rotary Educational Courses: Flash Sheet

There's a lot to love about the alliance between Rotary and Toastmasters as it leverages the strengths of both organizations for the personal and professional growth of all members.

As part of the alliance, Toastmasters developed online leadership and communication courses, based on the Pathways learning experience, specifically for Rotary members. The courses are not available to Toastmasters members but they take content from various paths already available in the more comprehensive Pathways program. Nevertheless, many Toastmasters are curious about the content. Others want to be prepared with information should a Rotarian visit their club.

This sheet was created so Toastmasters can quickly and easily familiarize themselves with the new Rotary curriculum.

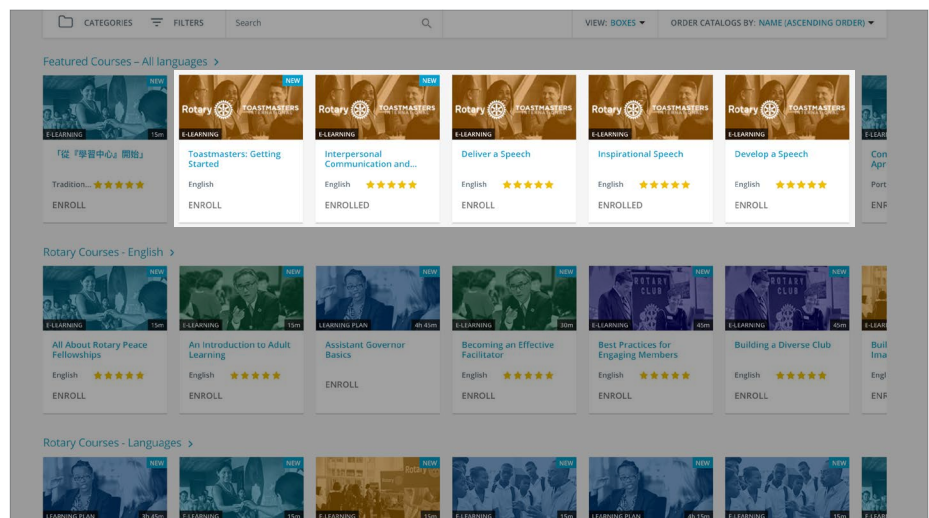
8 Course Topics

Toastmasters developed the following eight courses for Rotary, all with projects that are similar to those in Pathways:

- ▶ Develop a Speech
- ▶ Deliver a Speech
- ▶ The Inspirational Speech
- ▶ Interpersonal Communication and Networking
- ▶ Leadership Basics
- ▶ Leading a Team
- ▶ Collaboration
- ▶ Inclusive Leadership



Where can Rotary members access the courses?

These courses are available to Rotarians and Rotaract members who access them on Rotary's Learning Center (member login required).



View a Sample

The course content is based on Pathways projects and are formatted similarly. Below is a sample of how a course looks to Rotary members (Please note: Toastmasters members cannot view the courses. They are modeled after Pathways content but tailored for Rotary International).



Organizing a Speech

Organize Your Speech

Regardless of your topic, your speech will tell a story. The four elements of a good story are:

- **Engaging topic**
- **Opening**
- **Body**
- **Conclusion**

Give your speech an opening, body, and conclusion. Begin by introducing your topic. In the body, conclude with an interesting, entertaining, and your audience.

Navigation
Introduction
Competencies
Skills Check—Before
Organizing a Speech
Prepare and Present
Reflect on Your Learning
Your Assignment
Prepare for Your Assignment
After Your Speech
Your Evaluation
Skills Check—After
Course Completion

your overall purpose. you would like your audience to know. your topic to something that matters to you



More information about the alliance and resources is available at www.toastmasters.org/Rotary. Questions can be directed to rotaryalliance@toastmasters.org.